

ACCESSORIES

BAG RACK ATTACHMENTS

17706 -

For all makes



Bag attachment
Used with handrail #17684 on our flip-flop and 4 passenger seat kits

13762 -

For all makes



Double bag rack for use with 4 passenger kits. Attaches directly to the safety handle.
Black powder coated aluminum.

13792 -

For Club Car G&E 2004-06 Precedent



Double bag rack for use with 4 passenger kits. Attaches directly to the safety handle. Black powder powder coated aluminum.

BRUSH GUARDS - UPPER

6290 -

For E-Z-GO G&E 1994-up



Jake's upper brush guard kit. Complete with hardware and all the tubes needed for that off-road look and feel

6229 -

For Club Car G&E 1981-up



Upper brush guard

6294 -

For Yamaha G&E 2007-up G29 DRIVE



Jake's upper brush guard kit. Complete with hardware and all the tubes needed for that off-road look and feel

BRUSH GUARDS - FRONT

6275 -

6275-S -

For E-Z-GO G&E 1994-up Medalist & TXT



Tubular steel brush guards

14346 -

For E-Z-GO G&E 1994-up Medalist & TXT



Tubular steel brush guard

ACCESSORIES

BRUSH GUARDS - FRONT

5080 -

For E-Z-GO gas (4 cycle) 1996-up ST350



Black powder coated tubular steel and steel mesh guard

7266 -

For E-Z-GO Marathon



**TOO NEW
FOR PHOTO**

Jake's black powder coated steel brush guard

7235 -

Black

7255 -

Stainless steel

For Club Car 2004-up Precedent



**NO PHOTO
AVAILABLE**

Jake's black powder coated and stainless steel tubular brush guards

5090 -

For Club Car gas 1999-up XRT
also 1982-up DS cars with lift kit



Black powder coated tubular steel with bumper bracket

6271 -

Black

6288 -

Stainless steel

For Club Car G&E 1981-up



Jake's black powder coated and stainless steel tubular brush guards

6297 -

Black

6296 -

Stainless

For Yamaha G&E 2007-up
G29 Drive



Jake's tubular steel brush guard

6274 -

Black

6274-S -

Stainless

For Yamaha G&E G22 or GMAX



Jake's tubular steel brush guards

6278 -

Black

6278-S -

Stainless

For Yamaha G&E G14, G16, G19,
G20, G21



Jake's tubular steel brush guards

BRUSH GUARDS - SAFARI BARS

9234 -

For E-Z-GO G&E 1994-up
Medalist & TXT



Black powder coated tubular steel bumper. Includes mounting hardware and instructions

6279 -

Black

6279-S -

Stainless

For Club Car G&E 1981-up DS cars



Jake's tubular steel front bars with light brackets

9235 -

For Club car G&E 1981-up DS cars



Black powder coated tubular steel bumper. Includes mounting hardware and instructions

ACCESSORIES

BRUSH GUARDS - SAFARI BARS

6276 - Black

6276-S - Stainless
For Yamaha G&E G22



Jake's tubular steel front bars with light brackets

6277 - Black

6277-S - Stainless
For Yamaha G& G14, G18, G20 and G21



Jake's tubular steel front bars with light brackets

9279 -

For Yamaha G&E 1995-up G14-G19



Black powder coated tubular steel bumper. Includes mounting hardware and instructions

6242 - Black

6246 - Stainless



Jake's universal light bars

6286 -




Jake's universal front bumper, chrome

NERF BARS

28010 - 2/Pair

For Club Car G&E 2004-up Precedent



Nerf bars, black with diamond plate accent

14355 - 2/Pair

For Club Car G&E all DS cars



Nerf bar set, black powder coated tubular aluminum

14356 - 2/Pair

For Club Car G&E all DS cars



Side cover, diamond plate with nerf bars

5085 - 2/Pair

For Club Car gas Carryall 272 & Turf 272
42-1/2" long mounting hole to mounting hole

5125 - 2/Pair

For Club Car G&E 1982-up
34-1/2" long mounting hole to mounting hole



Black powder coated tubular steel bumper

ACCESSORIES


NERF BARS

14354 - 2/Pair
For E-Z-GO G&E 1994-06
Medalist & TXT



Side cover, diamond plate with nerf bars

14357 - 2/Pair
For Yamaha G&E G14, G16, G19, G21



Side cover, diamond plate with nerf bars

6281 - Black
6283 - Stainless



Black or chrome coated steel nerf bars. Set includes (2)- bars, mounting hardware and non skid tape

BUMPER RACK

14351 -
For Yamaha G&E G14, G16, G19, G21



Bumper guard, black powder coated steel

ACCESSORIES

UNIVERSAL CARGO BOXES W/MOUNTING KITS




- 42" wide x 30" deep x 8" tall
- 16 gauge black powder coated steel or diamond plate aluminum
- Includes mounting brackets and stainless steel hardware
- Use the existing OEM rear top supports (except for Club Car 1981-99)
- Can be shipped by FedEx ground
- Easy to install



DUMP BOX CONVERSION KIT 9057 -

Turn your cargo box into a dump box with this easy bolt-on kit
(Not for use on E-Z-GO Marathon and Yamaha G2/G9)



STEEL BOX ONLY 9000 -

ALUMINUM BOX ONLY 9296 -

CHAIN ONLY (Not included when buying box ONLY steel or aluminum) 9333 -

TIE DOWN STRAPS 9091 -

Thumb release




9607 -

Ratchet



UNIVERSAL CARGO BOXES

| | STEEL W/MOUNTING KIT | ALUMINUM W/MOUNTING KIT |
|-----------------------------|-------------------------|----------------------------|
| E-Z-GO RXV | 17908 | 17909 |
| E-Z-GO MEDALIST & TXT | 9004 | 16508 |
| E-Z-GO MARATHON | 9006 | 16510 |
| CLUB CAR PRECEDENT 04-UP | 17900 | 17902 |
| CLUB CAR DS 81-UP | 9002 | 16509 |
| YAMAHA G29 | 17904 | 17905 |
| YAMAHA G14/G16/G19/G22 | 9004 | 16511 |
| YAMAHA G2/G9 | 9010 | 16512 |



If you are unsure about which rear struts you need
see "Cargo box kit strut solutions" page 100

ACCESSORIES

CARGO BOXES - ADDITIONAL PARTS FOR E-Z-GO

17907 -

For E-Z-GO G&E 2008-up RXV

**TOO NEW
FOR PHOTO**

Cargo box mounting kit



9005 -

For E-Z-GO G&E 1994-up Medalist/TXT



Cargo box mounting kit

14269 - 2/Set


For E-Z-GO G&E Medalist & TXT



Rear support brackets, steel. For use with existing rear top supports

14268 -

For E-Z-GO G&E Marathon



Rear top supports, steel

9007 -

For E-Z-GO G&E 1985-94 Marathon



Cargo box mounting kit

FOR CLUB CAR

17901 -

For G&E 2004-up Precedent



Cargo box mounting kit

9003 -

For Club Car 1981-up DS



Cargo box mounting kit

20398 -

For G&E 2004-up Precedent



Rear strut set
Used with standard OEM top when installing our seat kits or cargo box steel and aluminum only

20429 -

For Club Car G&E Precedent



**TOO NEW
FOR PHOTO**

Seat back shell. Use when removing rear OEM top supports

9305 - 2/Set

For Club Car G&E 2000-up DS



Rear strut set, top

9297 - 2/Set

For Club Car G&E 1981-99 DS




Rear strut set, top

14268 -

For Club Car G&E 1984-99



Rear top supports, steel.



14270 -

For Club Car G&E 2000-06 except Precedent



Rear top supports, black steel



ACCESSORIES

FOR YAMAHA

17903 -

For Yamaha G29 Drive

NEW

**TOO NEW
FOR PHOTO**

Cargo box mounting kit

9009 -

For Yamaha G&E 1995-up G14-G22



Cargo box mounting kit

9011 -

For Yamaha G&E 1985-94 G2/G9



Cargo box mounting kit

9303 -

For Yamaha G&E 1995-up



Rear strut set

9304 -

For Yamaha G&E 1985-94 G2/G9



Rear strut set

CARGO BOXES - PLASTIC

17910 -

Box & frame E-Z-GO

For E-Z-Go G&E RXV

6303 -

Box & frame E-Z-GO

6304 -

Rear top supports E-Z-GO

For E-Z-Go G&E 1994-up

40-1/2" wide x 27" deep x 6" tall outside
37-1/2" wide x 23-1/2" deep x 6" tall inside

6899 -

Box & frame Club Car

For Club Car G&E 2004-up Precedent

6300 -

Box & frame Club Car

6301 -

Rear top supports Club Car

6302 -

Seat backrest supports for cars without a top

For Club Car G&E 1981-up DS cars

NOTE: #6300 will need either part
#6301 or #6302 to support seat backs.
#6301 with factory top, #6302 without top

17906 -

Box & frame Yamaha

For Yamaha G&E G29 Drive

6299 -

Box & frame Yamaha

For Yamaha G&E G14-G22

6298 -

Rear top supports Yamaha

For Yamaha G&E 1995-01 G14-G19 factory tops



Cargo box and frame, rotary molded, black plastic cargo box and tail gate with heavy duty black powder coated steel frame and hardware.

ACCESSORIES

CARGO BOXES - POLYETHYLENE

- 14008** - Box with mounting hardware
- 13805** - Rear top support drivers side
- 13807** - Rear top support passenger side

Black powder coated aluminum, use with factory top

- 13804** - Rear top support drivers side
- 13806** - Rear top support passenger side

Aluminum, use with factory

For E-Z-Go G&E 1994-06 Medalist & TXT

- 14007** - Box with mounting hardware
- 13793** - Rear top support drivers side
- 13794** - Rear top support passenger side

Black powder coated aluminum, use with factory top

- 13795** - Rear top support drivers side
- 13796** - Rear top support passenger side

Aluminum, use with aftermarket top

For E-Z-GO G&E 1965-94 Marathon

- 14006** - Box with mounting hardware
- 14266** - Rear top support drivers side
- 14267** - Rear top support passenger side

Black powder coated aluminum, use with factory top

For Club Car G&E 2004-06 Precedent

- 14005** - Box with mounting hardware
- 13779** - Rear top support drivers side
- 13789** - Rear top support passenger side

Black powder coated aluminum, use with factory top

For Club Car G&E 2000-06 DS cars

- 14004** - Box with mounting hardware
- 13768** - Rear top support drivers side
- 13769** - Rear top support passenger side

Aluminum, use with factory top

For Club Car G&E 1982-99

- 14011** - Box with mounting hardware
- 14273** - Rear top support drivers side
- 14274** - Rear top support passenger side

Aluminum, use with factory top

- 14275** - Rear top support drivers side
- 14276** - Rear top support passenger side

Aluminum, use with aftermarket top

For Yamaha G&E G-Max G22

- 14009** - Box with mounting hardware
- For Yamaha G&E G14,G16,G19

- 14010** - Box with mounting hardware
- 14277** - Rear top support drivers side
- 14278** - Rear top support passenger side

Aluminum, use with Yamaha with bag mast mount. Cars with side mount do not need additional frames.

For Yamaha G&E G2,G8,G9



37" wide x 27" long x 10" deep



All new plastic utility box made of lightweight high density polyethylene. Has a 1" aluminum frame and hinged tailgate with chains for greater versatility. Includes mounting hardware